

GENERAL FINANCE CORPORATION

Investor Presentation | February 2012



GeneralFINANCE
CORPORATION

NASDAQ: GFN

Forward-Looking Statements

Statements in this presentation that are not historical facts are forward-looking statements within the meaning of Section 27A of the Securities Act of 1933, as amended, and Section 21E of the Securities Exchange Act of 1934, as amended. Such forward-looking statements involve risks and uncertainties that could cause actual outcomes and results to differ materially from those described in forward-looking statements. We believe that the expectations represented by our forward looking statements are reasonable, yet there can be no assurance that such expectations will prove to be correct. Furthermore, unless otherwise stated, the forward looking statements contained herein are made as of the date of the presentation, and we do not undertake any obligation to update publicly or to revise any of the included forward-looking statements, whether as a result of new information, future events or otherwise unless required by applicable legislation or regulation. The forward-looking statements contained herein are expressly qualified by this cautionary statement. Readers are cautioned that these forward-looking statements involve certain risks and uncertainties, including those contained in filings with the U.S. Securities and Exchange Commission.

General Finance at a Glance

- A holding company that acquires, operates and enhances value for businesses in the mobile storage and modular space industries (portable services)
- Management's seasoned expertise in these sectors drives disciplined growth strategies, operational guidance, effective capital allocation and capital markets support for its subsidiaries
- Ownership in leading providers of mobile storage and modular space businesses operating in highly fragmented markets
 - 50.01% ownership of Royal Wolf Holdings Ltd.
 - 100% ownership of Pac-Van, Inc.
- TTM consolidated revenue of \$194.8 million; TTM consolidated adjusted EBITDA of \$41.8 million



GFN: Reasons to Invest

- Seasoned, global expertise in portable services industry at holding company level
- Royal Wolf IPO improved capital structure at operating subsidiaries
- Strong Royal Wolf performance bolstered by thriving local economy and unmatched competitive leadership
- Pac-Van upside opportunity through three-pronged growth strategy
- Capital investment focused on building lease fleet and pursuing accretive acquisitions in the attractive container asset class
- Financial flexibility and sound prospects for growth and improved performance in 2012
- Current valuation offers attractive entry point with clear and compelling upside opportunity

GFN Management: Seasoned, Global Expertise

Ronald F. Valenta
President and CEO

Founder, president and CEO of Mobile Services Group, Inc.; director of the National Portable Storage Association; SVP of Public Storage, Inc.; Arthur Andersen & Co.

Charles E. Barrantes
Executive VP and CFO

VP and CFO of Royce Medical Company; CFO of Earl Scheib, Inc.; 30 years of experience in accounting and finance including >10 years with Arthur Andersen & Co.

Jeffrey A. Kluckman
Executive VP, Business
Development

15-year background in business development for rental services, including mobile storage, modular space, equipment rental; VP of M&A for Mobile Mini, Inc. (NASDAQ: MINI); similar positions with Mobile Storage Group, Inc. (acquired by Mobile Mini in 2008), RSC Equipment Rental, Inc. (NYSE: RRR)

Christopher A. Wilson
VP, General Counsel
and Secretary

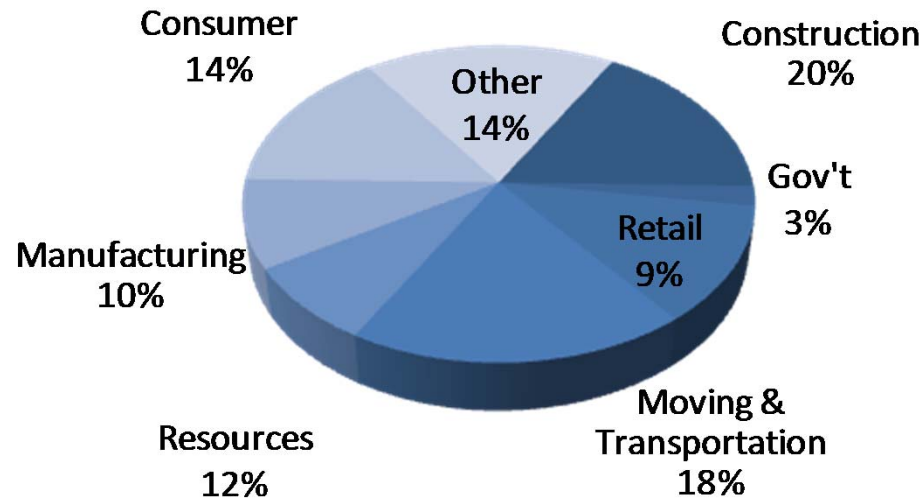
General counsel and assistant secretary of Mobile Services Group, Inc.; corporate law at Paul, Hastings, Janofsky & Walker LLP; J.D. from Loyola Law School and BA from Duke University

- **>50 collective years of expertise in the rental services industry, including portable services**
- **M&A activity (at GFN and subsidiaries) draws on Mr. Valenta's successful completion and integration of 100+ acquisitions in past 15 years, Mr. Kluckman's 110+ transactions**

Royal Wolf Holdings at a Glance

Customer Segments

(YTD December 31, 2011)



- Sells and leases container solutions in 3 key product areas
 - Portable storage
 - Portable buildings
 - Freight
- 21,000 customers across 19 industries
- Trades publicly on the ASX under the symbol "RWH"
- TTM (12/31/11) revenues of US\$137.3 million
- TTM (12/31/11) adjusted EBITDA of US\$33.9 million



Royal Wolf's Leadership

Experienced and committed senior management supported by Board of Directors with combined over 140 years of relevant experience

Robert Allan
Chief Executive Officer

30 years experience in Australia's container leasing and logistics industry; as Royal Wolf CEO, has implemented portable buildings product line, introduced 50 new products and doubled size of distribution network; Group General Manager of IPS Logistics Pty Ltd; Regional Director of Triton International

Greg Baker
Chief Financial Officer

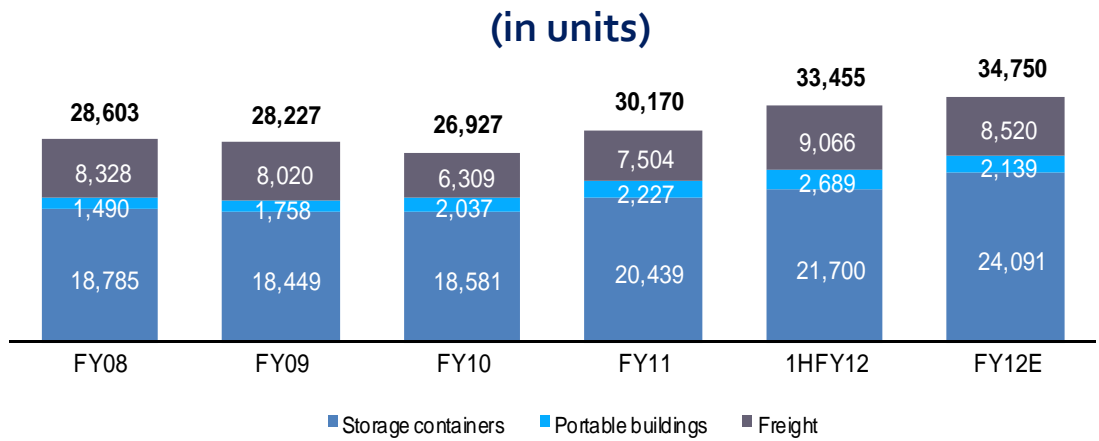
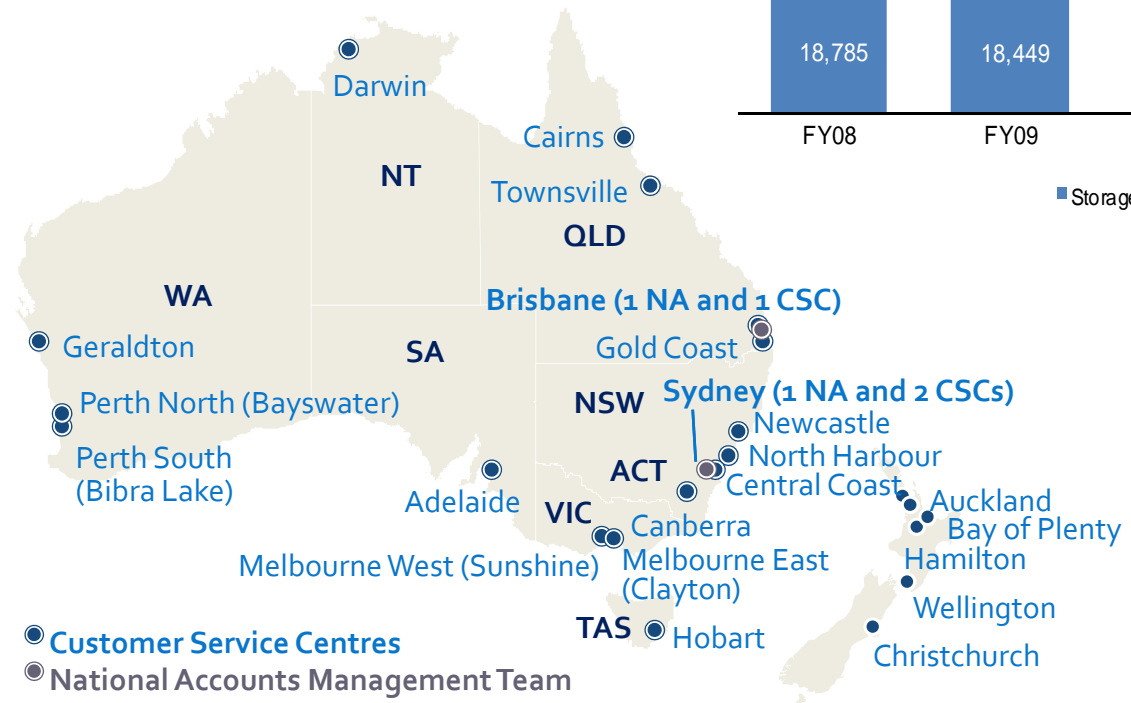
20+ years experience in senior accounting and finance; as Royal Wolf CFO, has overseen successful implementation of enhanced financial reporting systems and optimized reporting and compliance discipline; senior finance roles at Westpac Banking Corporation and Fujitsu Australia

3 additional senior executives

Average 14+ years experience in equipment leasing industry

Royal Wolf's Fleet and Network

Largest lease fleet in Australia and New Zealand



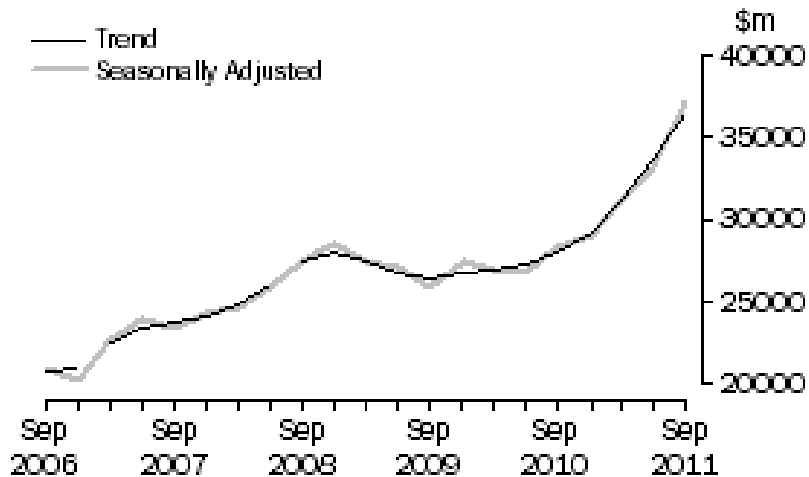
Integrated business model (procurement, modification, design and delivery) capitalizes on strategically located customer service centers and specialized national accounts management team

Royal Wolf's Competitive Advantages

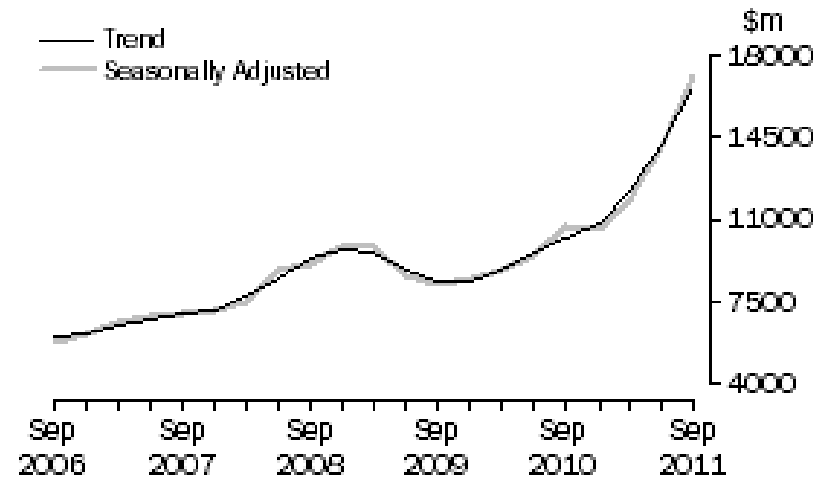
- Largest branch network and fleet throughout Australia and New Zealand with a leading market share in excess of 35%
- Relatively new fleet, with 52% built in the last six years
- 94 unique container products offered across 3 product segments
- Diversified blue chip customer base across 19 industries
- National accounts capabilities to service large multi-region customers
- In house design and engineering capabilities to meet customer requirements

Robust Australian Economy: Capital Expenditure

Total Capital Expenditure



Mining



Royal Wolf's Growth and Expansion Profile

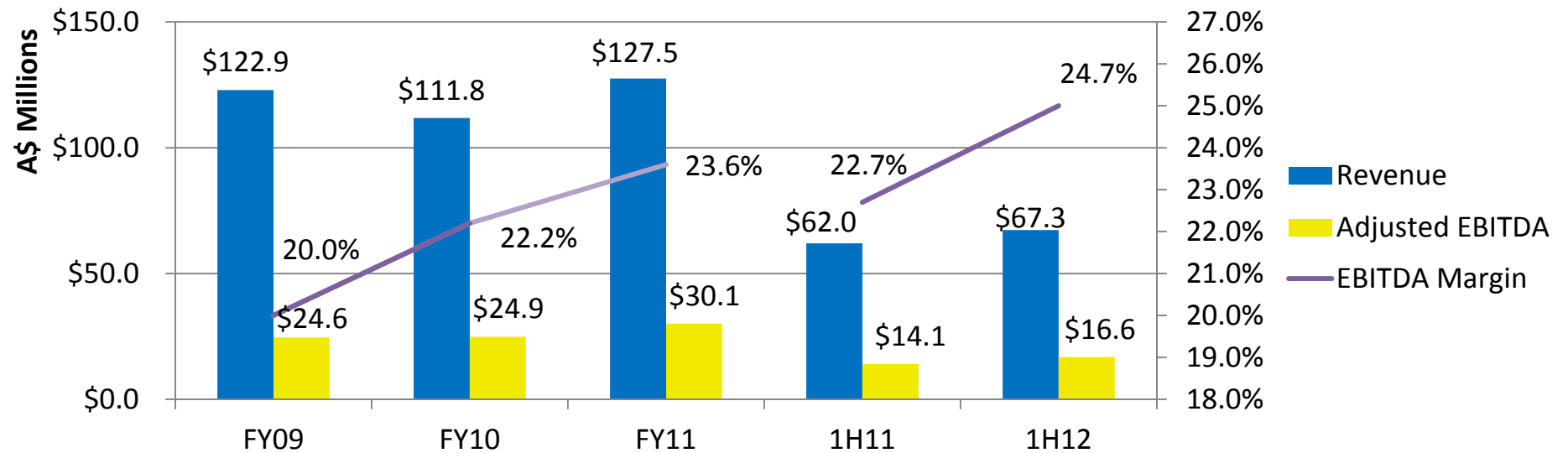
Over Past 5 Years

- Lease fleet growth of 13% per year
- 12 acquisitions completed
- 11 new product lines introduced

Key Financial Drivers

- Increasing revenue associated with the resources end market
- Fleet expansion combined with increasing pricing
- Continued margin expansion due to increasing leasing opportunities, further shift toward higher margin products

Royal Wolf Financial Summary



- EBITDA CAGR of 33.5% (FY2006 to FY2011)
- Margin expansion to 24.7% from 10.5% (FY2006 to FY2012)
- Expected annual pro forma EBITDA growth to over \$35 M in FY12

Pac-Van at a Glance

- Leases and sells mobile offices, modular buildings, portable storage and office containers, ancillary products and related services throughout the U.S.
- 26 branches in 18 states
- TTM (12/31/11) revenues of \$57.5 million
- TTM (12/31/11) adjusted EBITDA of \$10.5 million



Pac-Van Management

Combined 85 years of relevant experience

Ted Mourouzis
President and COO

Controller for a 3M joint venture, management consulting (operations and business processes) for Deloitte & Touche; president and CFO of private picture framing distributor; MBA from The Wharton School of the University of Pennsylvania and BA from Stanford University

Jim Dunmyer
VP, Finance

15+ years experience in accounting and financial management including 3 years in public accounting with Deloitte & Touche; MBA from Wright State University and BA from DePauw University ; CPA

5 additional senior executives

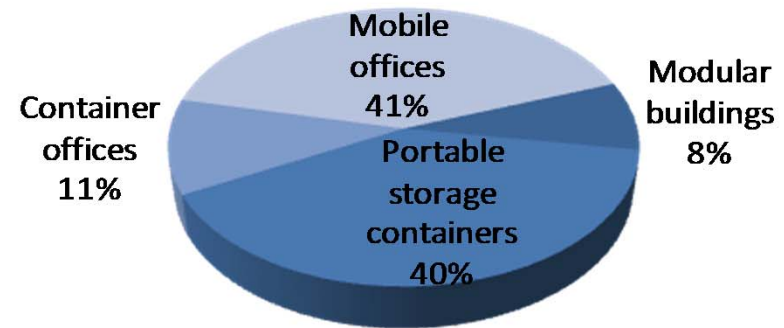
12 years average background in mobile storage and modular space industries

Pac-Van's Fleet Composition

- Storage containers
- Office containers
- Mobile offices
- Modular buildings

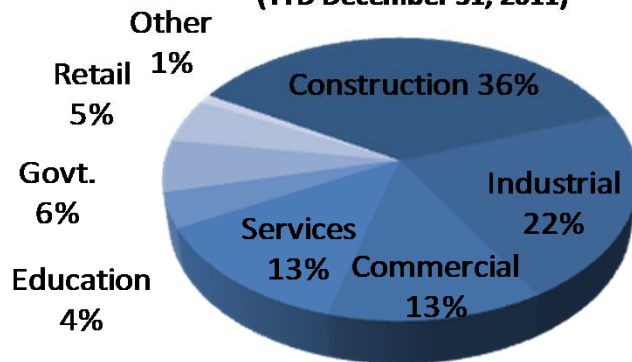
Distribution by Quantity

(At December 31, 2011)



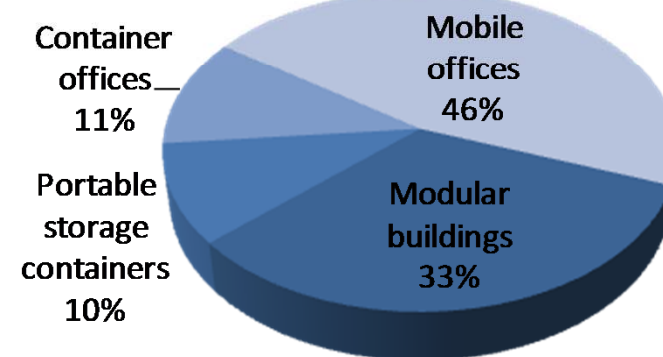
Customer Segments

(YTD December 31, 2011)



Distribution by Dollar Value

(At December 31, 2011)

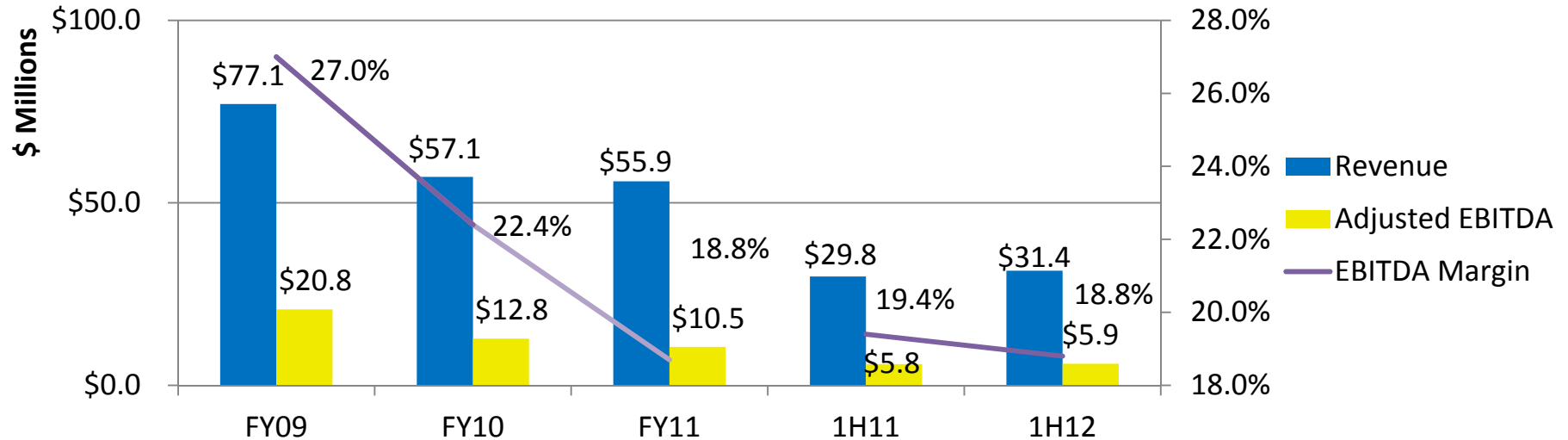


Pac-Van's Footprint

- 26 branches in 18 states
- Highly fragmented portable storage container market in U.S.



Pac-Van Financial Summary



- Over \$3.0 million in annualized cost savings in the last three fiscal years
 - Salary, incentive pay and headcount reductions
 - Reduced discretionary spending
 - Re-negotiated property leases and insurance policies
 - Improved procurement terms from vendors
- Targeted investments in sales and service training and information systems
- Investing in container fleet to leverage attractive returns on asset class

Pac-Van's Strategic Initiatives

Increase market penetration in portable storage and office containers by making incremental investments in container fleet to leverage attractive returns of this asset class



Pursue selective, accretive acquisitions that will enhance or expand branch network and geographic footprint, help diversify business away from the construction sector

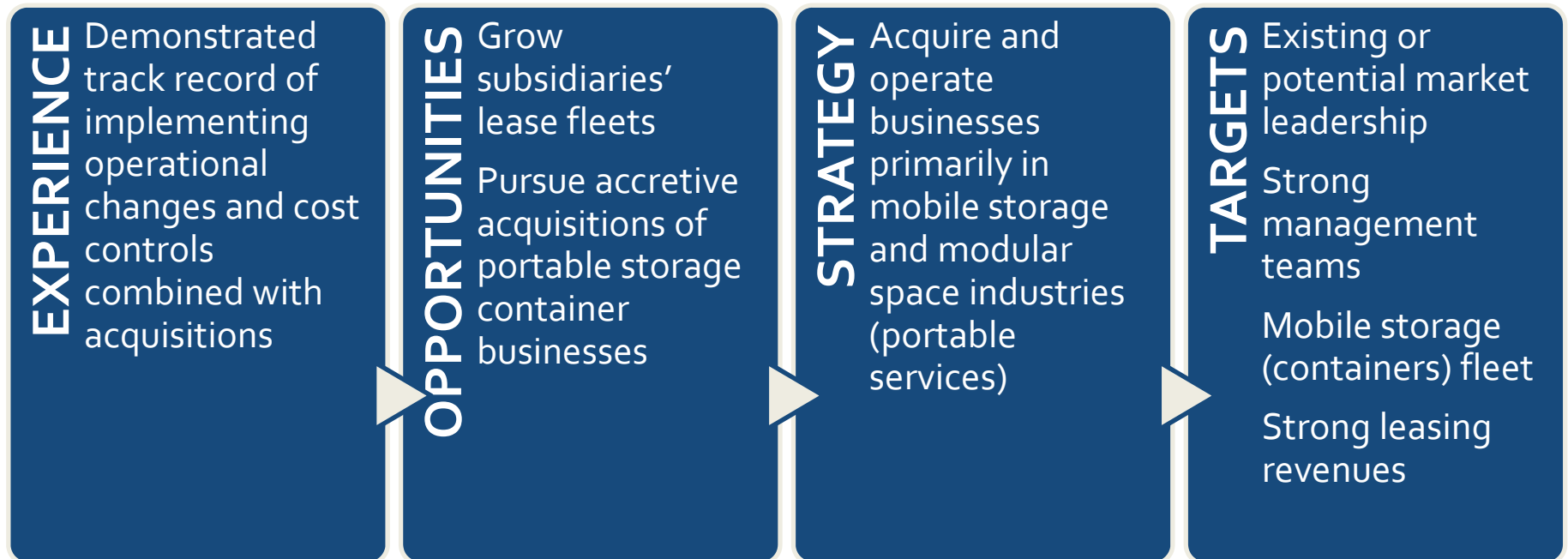


Focus on penetrating new and existing sectors that are experiencing strong demand

Capital Structure

	GFN	Royal Wolf	Pac-Van
Consolidated cash	<ul style="list-style-type: none"> • \$6.2 million 		
Debt	<ul style="list-style-type: none"> • \$15.0 million Senior Subordinated Note 	<ul style="list-style-type: none"> • \$74.7 million outstanding on \$101.8 million Senior Credit Facility • \$0.7 million other debt 	<ul style="list-style-type: none"> • \$59.9 million outstanding on \$85.0 million Senior Credit Facility • \$ 0.7 million other debt
Common equity	<ul style="list-style-type: none"> • 22.0 million shares outstanding 	<ul style="list-style-type: none"> • 100.4 million shares outstanding • 50.01% owned by General Finance 	<ul style="list-style-type: none"> • 100.0% owned by General Finance
Redeemable preferred stock	<ul style="list-style-type: none"> • \$0.1 million 		
Cumulative preferred stock	<ul style="list-style-type: none"> • \$1.4 million 		
		<ul style="list-style-type: none"> • <i>Royal Wolf figures are translated into U.S. Dollars based on 1.018 AUD/USD as of 12/31/11</i> 	
	<ul style="list-style-type: none"> • <i>\$15.0 million Senior Subordinated Note at General Finance Corp is being serviced by cash flows from Pac-Van</i> 		

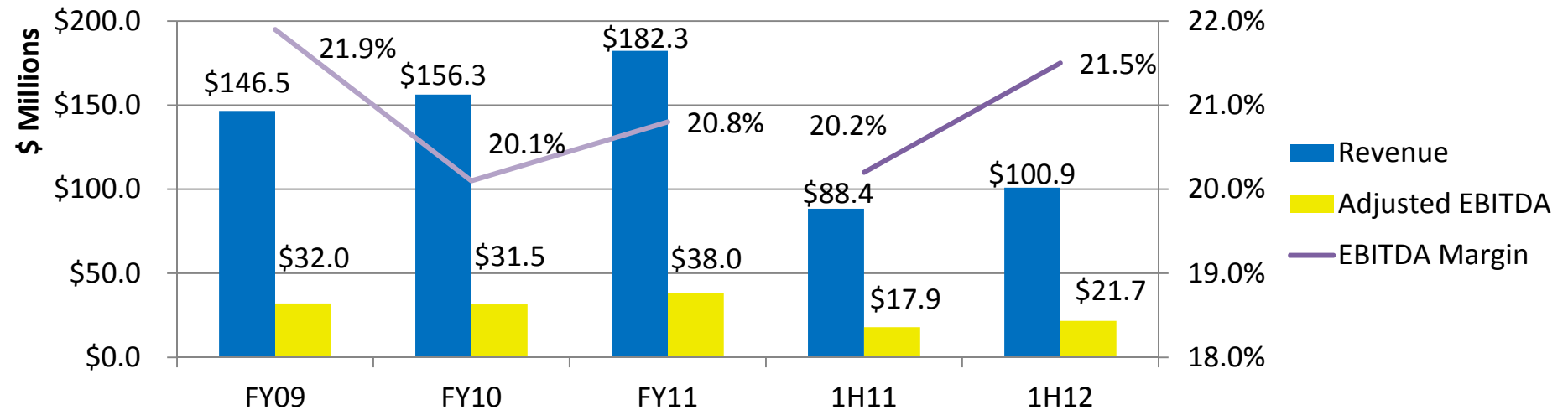
Capital Investment Strategy



Consolidated Financial Summary

Financial highlights (YTD fiscal year 2012 versus YTD fiscal year 2011):

- Increased revenues by 14% to \$100.9 million
- Increased adjusted EBITDA by 21% to \$21.7 million
- Net income attributable to common shareholders was \$1.1 million
- Total lease fleet utilization increased to 85% at quarter end, from 83% for the prior quarter and 82% from fiscal year 2011 year end



GFN Valuation Analysis

NASDAQ: GFN	As of February 21, 2012
Recent share price	\$2.63
Value	Derived by combining value of operating subsidiaries and value of holding company structure
Royal Wolf ownership	GFN's ownership interest in Royal Wolf is worth approximately \$111 million or \$5.05 per equivalent share of GFN
GFN market capitalization	\$57.9 million
Discount	US investors applying an approximate \$53 million negative value to GFN's ownership in Pac-Van and to holding company value

Significant value discount applied when calculating value utilizing "sum of the parts" valuation

Key Investment Considerations

- Seasoned and proven expertise in portable services industry
- Disciplined growth strategies, operational guidance, effective capital allocation and capital markets support
- Both Royal Wolf and Pac-Van positioned for long-term growth and increased profitability
- Dramatically improved financial and operating flexibility at subsidiary levels
 - Operational strategies driving growth for existing businesses
 - Capital allocation strategies driving accretive acquisitive expansion
- Investment activity focused on the attractive container asset class

Contacts

Charles E. Barrantes
Chief Financial Officer
General Finance Corporation
+1 626.584.9722 x1007



Larry Clark, CFA
Senior Vice President
Financial Profiles, Inc.
+1 310.478.2700 x29
lclark@finprofiles.com

